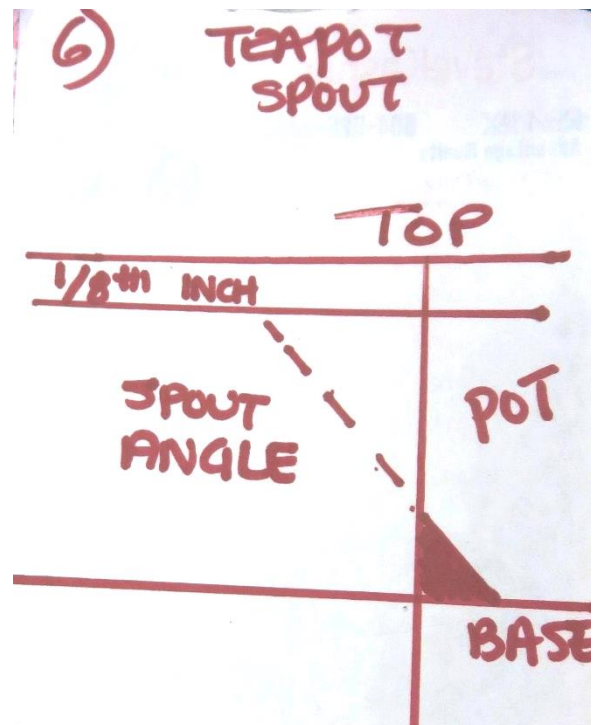
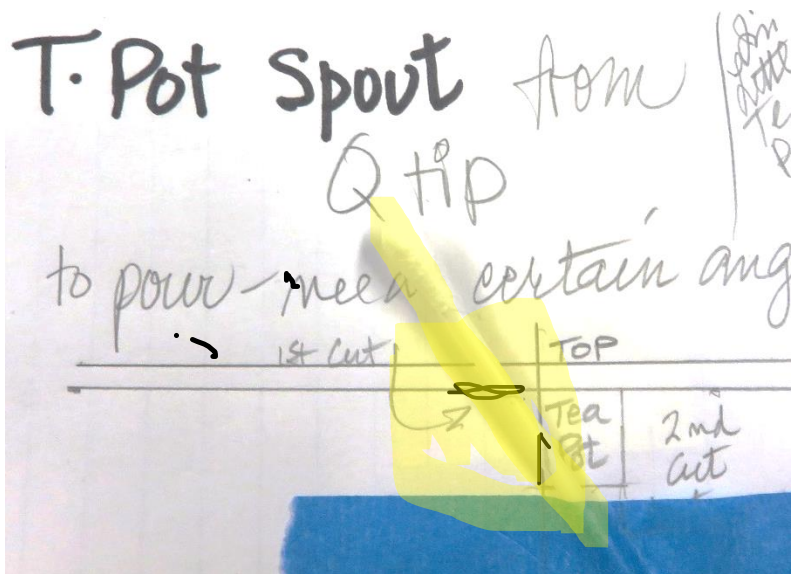



*I'm a Little Tea Pot, Short & Stout,
Here is my Handle, here is my Spout!*



Tea Pot Spout – draw out the pattern for the Tea Pot Spout. Tape or hold firmly the Q-tip so that you can cut the proper angle for where the spout attaches to the Tea Pot as well as the proper angle for the top of the spout.



Glue the spout on with Super Glue.

Cut the little circle at the bottom of the jewelry finding off and sand. Using the Super Glue, glue the "handle" onto the tea pot.

